

Modular Space Solutions Ltd

1 Friary, Temple Quay, Bristol BS1 6EA, UK

Email: sales@mssunits.com

www.mssunits.com

From: Modular Space Solutions Ltd
Salesperson:


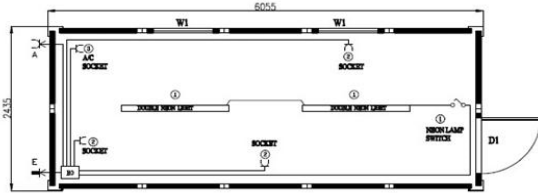
Date: 17/04/2015

Payment: 50% deposit 50% on delivery to UK port

Validity: 15 days

Item	QTY	Price GBP	Total Price GBP	Notes
------	-----	-----------	-----------------	-------

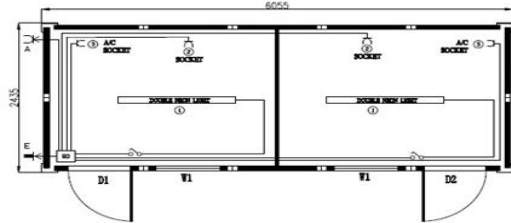
Flat pack containers - SH101



Model: SH101	1	unit	£	£	(6055*2438*2791mm) Including 1 door & 2 windows, Ceiling : 9mm white chipwood with 100mm rock wool Wall: thk 60mm, 0.5mm steel sheet + 60mm EPS Insulation + 0.5mm steel sheet Bottom: Vinyl sheet + 20mm plywood + 0.5mm flat galvanized steel sheet metal with 100mm rock wool Electrical system: Breaker box, External industrial socket, Socket, lamp and switch.
--------------	---	------	---	---	--

Total				£	
--------------	--	--	--	---	--

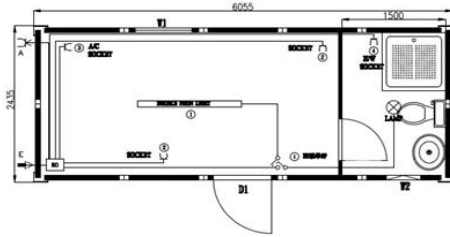
Flat pack containers - SH104



SH104	1	unit	£	£	(6055*2438*2791mm) Including 2 door & 2 window, Ceiling: 9mm white chipwood with 100mm rock wool Wall: thk 60mm, 0.5mm steel sheet + 60mm EPS Insulation + 0.5mm steel sheet Bottom: Vinyl sheet + 20mm plywood + 0.5mm flat galvanized steel sheet metal with 100mm rock wool Electrical systems: Breaker box, External industrial socket, Socket, lamp and switch.
-------	---	------	---	---	---

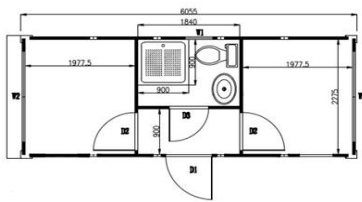
Total				£	
--------------	--	--	--	---	--

Flat pack containers - SH114



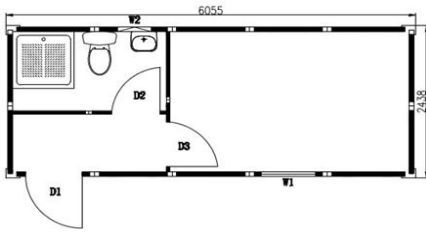
	SH114	1	unit	£	£	ISO NEW CONTAINER (6055*2438*2791mm) Including 2 doors & 2 windows Ceiling : 9mm white chipwood with 100mm rock wool Wall: thk 60mm, 0.5mm steel sheet + 60mm EPS Insulation + 0.5mm steel sheet Bottom: Vinyl sheet + 20mm plywood + 0.5mm flat galvanized steel sheet metal with 100mm rock wool Electrical systems: Breaker box, External industrial socket, Socket, lamp and switch.
	toilet	1	unit	£	£	
	shower	1	set	£	£	
	basin	1	set	£	£	
	Plumbing	1	set	£	£	
	Total				£	

Flat pack containers - SH111



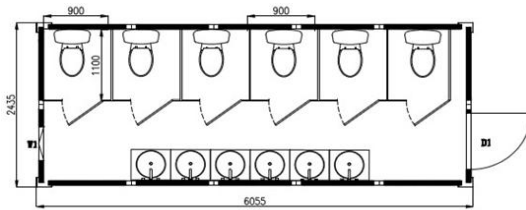
	Model: SH111	1	unit	£	£	ISO NEW CONTAINER (6055*2438*2791mm) Including 4 doors & 3 windows Ceiling : 9mm white chipwood with 100mm rock wool Wall: thk 60mm, 0.5mm steel sheet + 60mm EPS Insulation + 0.5mm steel sheet Bottom: Vinyl sheet + 20mm plywood + 0.5mm flat galvanized steel sheet metal with 100mm rock wool Electrical systems: Breaker box, External industrial socket, Socket, lamp and switch.
	toilet	1	unit	£	£	
	shower	1	set	£	£	
	basin	1	set	£	£	
	Plumbing	1	set	£	£	
	Total				£	

Flat pack containers - SH115



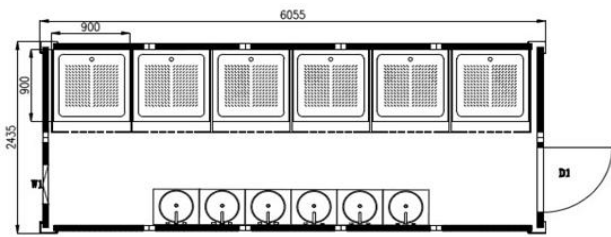
SH115	1	unit	£	£	ISO NEW CONTAINER (6055*2438*2791mm) Including 3 door & 2 window Ceiling : 9mm white chipwood with 100mm rock wool Wall: thk 60mm, 0.5mm steel sheet + 60mm EPS Insulation + 0.5mm steel sheet Bottom: Vinyl sheet + 20mm plywood + 0.5mm flat galvanized steel sheet metal with 100mm rock wool Electrical systems: Breaker box, External industrial socket, Socket, lamp and switch.
toilet	1	unit	£	£	
shower	1	set	£	£	
basin	1	set	£	£	
Plumbing	1	set	£	£	
Total				£	

Flat pack containers - SH Toilet




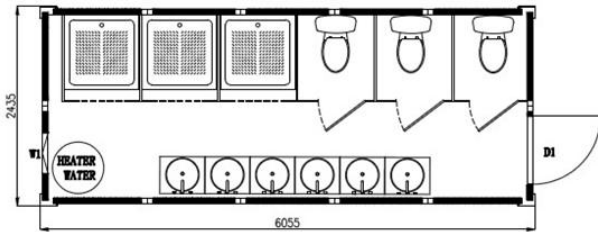
SH Toilet Unit (Alu floor + Concrete board)	1	unit	£	£	ISO NEW CONTAINER (6055*2438*2791mm) Including 1 door & 1 window Ceiling : 9mm white chipwood with 100mm rock wool Wall: thk 60mm, 0.5mm steel sheet + 60mm EPS Insulation + 0.5mm steel sheet Bottom: 2.5mm ALU floor + 20mm Concrete + 0.5mm flat galvanized steel sheet metal with 100mm rock wool Including Electric system: Breaker box, External industrial socket, Socket, lamp and switch.
toilet with partition	6	set	£	£	
basin	6	set	£	£	
Plumbing	1	set	£	£	
Total				£	

Flat pack containers - SH Shower



SH Shower units (Alu floor + Concrete board)	1	unit	£	£	ISO NEW CONTAINER (6055*2438*2791mm) Including 1 door & 1 window Ceiling : 9mm white chipwood with 100mm rock wool Wall: thk 60mm, 0.5mm steel sheet + 60mm EPS Insulation + 0.5mm steel sheet Bottom: 2.5mm ALU floor + 20mm Concrete + 0.5mm flat galvanized steel sheet metal with 100mm rock wool Including Electric system: Breaker box, External industrial socket, Socket, lamp and switch.
shower	6	set	£	£	
basin	6	set	£	£	
Plumbing	1	set	£	£	
Total				£	

Flat pack containers - Ablution Units



Model: T&S units Toilet&shower units (Alu floor + concrete board)	1	unit	£	£	ISO NEW CONTAINER (6055*2438*2791mm) Including 1 door & 1 window Ceiling : 9mm white chipwood with 100mm rock wool Wall: thk 60mm, 0.5mm steel sheet + 60mm EPS Insulation + 0.5mm steel sheet Bottom: 2.5mm ALU floor + 20mm Concrete + 0.5mm flat galvanized steel sheet metal with 100mm rock wool Including Electric system: Breaker box, External industrial socket, Socket, lamp and switch.
toilet with partition	3	set	£	£	
shower	3	set	£	£	
basin	6	set	£	£	
Plumbing	1	set	£	£	
Total				£	